



SRI VASAVI ENGINEERING COLLEGE (AUTONOMOUS)

(Sponsored by Sri Vasavi Educational Society)

(Approved by AICTE, New Delhi & Permanently affiliated to JNTUK, Kakinada)

(Accredited by NAAC with 'A' Grade, Recognized by UGC under section 2(f) & 12(B))

Pedatadepalli, TADEPALLIGUDEM-534 101.W.G.Dist. (A.P)

Department of Computer Science & Engineering (Accredited by NBA)

TOOLS USED IN TEACHING AND LEARNING

LMS (LEARNING MANAGEMENT SYSTEM)

A learning management system (LMS) is a software application for the administration, documentation, tracking, reporting, automation, and delivery of educational courses, training programs, or learning and development programs. The learning management system concept emerged directly from e-Learning. Learning management systems make up the largest segment of the learning system market.

LMSs are focused on online learning delivery but support a range of uses, acting as a platform for online content, including courses, both asynchronous based and synchronous based. In the higher education space, an LMS may offer classroom management for instructor-led training or a flipped classroom. Modern LMSs include intelligent algorithms to make automated recommendations for courses based on a user's skill profile as well as extract metadata from learning materials to make such recommendations even more accurate.

PEARSON MePro:

One of the most attractive features of Pearson MePro is theme-based approach, which allows the learner to absorb the language skills in the context of a professional as well as social set-up, relevant to the needs of adult learners.

Pedagogical approach to Language Teaching – Pearson MePro follows a Task-based language teaching (TBLT), also known as task-based instruction (TBI). It focuses on the use of authentic language and on asking students to do meaningful tasks using the target language.

Communicative approach - The course follows a pedagogy that is communicative & engaging. MePro extensively uses role-play, an excellent way of getting students to practice their English. They simulate real life situations and allow the learners to understand what they would do in a real situation.



SRI VASAVI ENGINEERING COLLEGE (AUTONOMOUS)

(Sponsored by Sri Vasavi Educational Society)

(Approved by AICTE, New Delhi & Permanently affiliated to JNTUK, Kakinada)

(Accredited by NAAC with 'A' Grade, Recognized by UGC under section 2(f) & 12(B))

Pedatadepalli, TADEPALLIGUDEM-534 101, W.G. Dist. (A.P)

Department of Computer Science & Engineering (Accredited by NBA)

CONDUIRA:

Conduira tool mentor every step of the way while the student figure out their own career path and begin to make progress. Since 2009, Conduira has helped 2,00,000+ students prepare for the job market, get internships and prepare to get into institutes of higher education.

E-Box:

E-Box provides tech-enabled learning and skilling solutions to customers through Platform Integration Services and Program Integration Services. E-Box is India's first and largest Practice-Oriented Learning Platform with Auto-Evaluation as the core engine thus enabling Precision Skilling. It's built on a proprietary LMS that is robust and highly scalable. We have been serving large Corporate and bigger Universities in India. E-Box Auto-Evaluation Engine covers all of Computer Science Skills, Electronics Engineering Skills, Accountancy Skills, Mechanical Engineering Skills, Soft Skills, Finance, Commerce, Management, Leadership etc. Auto Evaluation is the key to create a practice-oriented and AI-driven learning ecosystem in any organization. Practice Orientation is the Key for developing a Skill-Based Precision Learning and Hands-on Organization.

EDYST

Edyst connects students and creates a culture of learning. Our platform enables students form learning communities, compete in contests, access industry-relevant skills and get job referrals.

Edyst makes students job-ready with the latest skills and industry connect. We boost college placements by an average of 2x and enable colleges to track & monitor student progress. Edyst helps instructors reach a community of active learners and conduct cohort-based courses.

In addition to the above for ameliorating programming skills of students we are also using online platforms like

Codechef

GreeksforGreeks

HackersEarth

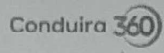
HackererRank

Conduira 360

How to crack a 6+ Lakh Job in minimum time and with the least effort

KNOW MORE TODAY!





Login with your credentials

Enter in or 10 digit mobile number

Your Password

LOGIN NOW

[Sign Up Now](#)

[Forgot Password?](#)

My Courses Explore Courses



Sri Vasavi College of Engineering - Placement Prep

Prepares for Job Interviews

Course ends on 12th Nov 22, 11:59:00 PM


Go to course

< Back to My Courses

Sri Vasavi College of Engineering - Placement Prep

6 Units

OFFERED BY



Conduira Education & Training Services Pvt. Ltd.

Sri Vasavi College of Engineering - Placement Prep

END DATE
12th Nov'22

STUDENTS ENROLLED
986

Your Progress 0.00% complete

0 out of 26 goals

Get tasks from this course on Today's Task List
Turned on

Work at Concordia

Unit 1

Goals in this Unit

Goals

Pending Goals

Goals

About the Unit:

Unit-1

Unit Start Date

16th May

Unit End Date

17th May

The status is incomplete as the unit end date has expired. Complete the remaining goals to make it completed.

Goals to be achieved

View Archived Goals

- Master Concepts on Nouns**
 To achieve this goal, you need to clear the cutoff in the evaluation test. ⚠ **Evaluation Test** Test Administration
- Master Concepts of Pronouns**
 To achieve this goal, you need to clear the cutoff in the evaluation test. ⚠ **Evaluation Test** Test Administration
- Master Concepts of Subject Verb Agreement**
 To achieve this goal, you need to clear the cutoff in the evaluation test. ⚠ **Evaluation Test** Test Administration
- Master Concepts of Adjectives & Adverbs**
 To achieve this goal, you need to clear the cutoff in the evaluation test. ⚠ **Evaluation Test** Test Administration

Action Plan

Overall Progress 0 (Unit 1 Unit 2 Unit 3 Unit 4 Unit 5)

Unit	Unit Start Date	Unit End Date	Progress	Status
Unit 1 <small>Unit 1: Introduction to the course</small>	15th May	17th May	0 / 100	INCOMPLETE
Unit 2 <small>Unit 2: Understanding the course</small>	18th May	18th May	0 / 100	INCOMPLETE
Unit 3 <small>Unit 3: Applying the course</small>	20th May	21st May	0 / 100	INCOMPLETE
Unit 4 <small>Unit 4: Evaluating the course</small>	22nd May	23rd May	0 / 100	INCOMPLETE
Unit 5 <small>Unit 5: Reflecting on the course</small>	24th May	25th May	0 / 100	INCOMPLETE
SVEC - Mid Term Exam <small>SVEC - Mid Term Exam</small>	20th Jun	20th Jun	0 / 100	INCOMPLETE

Back to all goals

You have 3 Pre-requisites for this Goal

Hide

Master Concepts on Nouns

Goal Status: PENDING

How to achieve this goal:

To achieve this goal you need to clear the Cutoff in the Evaluation Test.

1 Task(s) to evaluate this Goal

Evaluation test

Pass this test to Master Concepts on Nouns

Required Cutoff: 20%

20 LP 30 min

Start the Evaluation

Recommended Pre-requisite Goals (3)

Become Familiar with the Parts of Speech

To achieve this goal you need to clear the cutoff in the evaluation test

Evaluation Test
Not Attempted

Become Familiar with Sentence Structures

To achieve this goal you need to clear the cutoff in the evaluation test

Evaluation Test
Not Attempted

Become Familiar with Nouns

To achieve this goal you need to clear the cutoff in the evaluation test

Evaluation Test
Not Attempted

Back to Units

Unit 1 INCOMPLETE

Goals in this unit: 7 Goals
Pending Goals: 3 Goals

About the Unit

Unit 1


Unit Start Date: 16th May
Unit End Date: 17th May

The status is Incomplete as the unit end date has lapsed. Complete the remaining goals to make it Completed

Goals to be achieved

View Achieved Goals

- Master Concepts on Nouns**
To achieve this goal, you need to clear the cutoff in the evaluation test. ⚠ Evaluation Test: Not Attempted
- Master Concepts of Pronouns**
To achieve this goal, you need to clear the cutoff in the evaluation test. ⚠ Evaluation Test: Not Attempted
- Master Concepts of Subject Verb Agreement**
To achieve this goal, you need to clear the cutoff in the evaluation test. ⚠ Evaluation Test: Not Attempted
- Master Concepts of Adjectives & Adverbs**
To achieve this goal, you need to clear the cutoff in the evaluation test. Evaluation Test: Not Attempted



Login to E-Box



Continue with Google



Continue with Facebook

or

Username/Email

SVEC20A85AP501

Password

.....

Log In

Don't have an account ? Sign up

Forgot Password?

3:00 [Battery] [Signal] [Wi-Fi] [App Icons]

VoLTE LTE [Signal] VoLTE LTE [Signal] [App Icons]

Home [Lock] app.e-box.co.in/user/editEmail/ [8] [Menu]



Home • A.N.V.SAI ▾

VERIFY YOUR CONTACT DETAILS

Email

saikumar96


Mobile
Number

809607176

Confirm

Skip





Home icon • A.N.V.SAI ✓

A.N.V.SAI KUMAR
Member Since - Jan 2021

STATISTICS

0/1
COURSES

6/112
KNOWLEDGE

- My Profile
- Change Password
- Help Desk
- Plugins
- Logout

Search Courses

RECENT ACTIVITY

Operators - Programming


COURSE : Vasavi -Programming in C For Problem Solving

In this session, let us try to formulate solutions for basic programming problems that need application of Operators and Expressions.

Continue Learning

COURSES

View All Courses



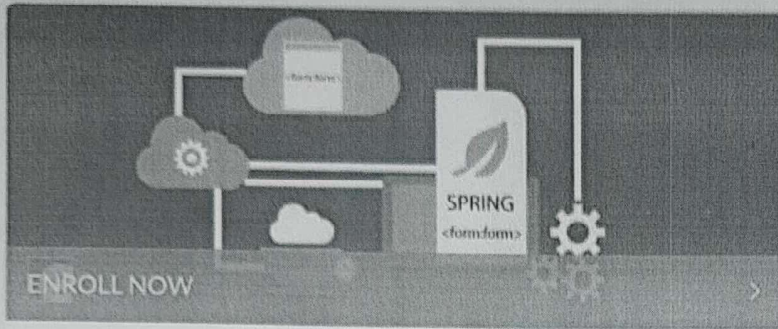
ENROLLED

Vasavi -Programming in C For Problem Solving

3:01 [Camera] [Notifications] [Sun] [Battery]

VoLTE1 LTE1 VoLTE2 LTE2 [Signal] [Battery]

4 Courses




ENROLL NOW

ROLE BASED COURSES

Spring Boot Bootcamp

4 Courses



ENROLL NOW

ROLE BASED COURSES

React JS Bootcamp track

3 Courses

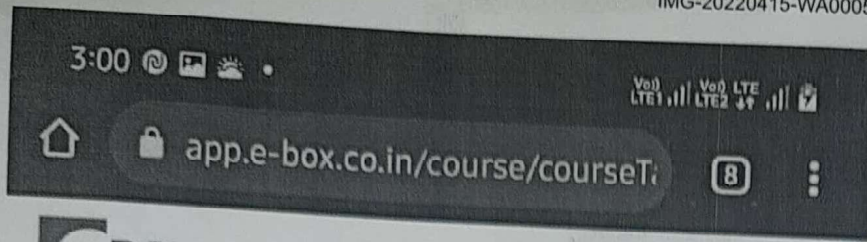
SCHEDULE

DAY WEEK MONTH

< 14-April-2022 >



No Event



Home • A.N.V.SAI

STATISTICS

0/1 COURSES COMPLETED

24/162 SKILL PROBLEMS

6/112 KNOWLEDGE PROBLEMS

0/0 CREDITS EARNED

RECENT ACTIVITY

Operators - Programming

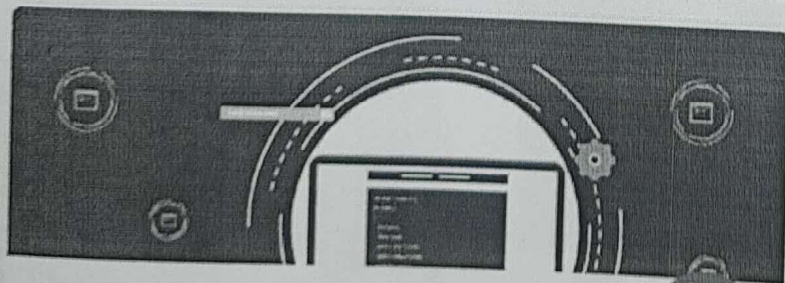
COURSE : Vasavi -Programming in C For Problem Solving

In this session, let us try to formulate solutions for basic programming problems that need application of Operators and Expressions.

Continue Learning

COURSES

View All Courses




ENROLLED

Vasavi -Programming in C For Problem Solving

3:01


VoLTE LTE1 LTE2



ENROLL NOW

COURSE

C++ Basics for Beginners: Learn C++ Fundamentals by Coding




ENROLL NOW

COURSE

Java Basics for Beginners: Learn Java Fundamentals by Coding

ROLE BASED COURSES

[View All Role Based Course](#)



ENROLL NOW

ROLE BASED COURSES

Angular Bootcamp Track



edyst



#1 Careers Community in India

- ✓ 5000+ students landed in dream jobs
- ✓ Interactive classes with industry mentors
- ✓ Have fun & learn with peers
- ✓ Real-time projects

Login / SignUp

Join 100,000+ students and upgrade your career

Enter Your Phone Number

Country code Phone Number

Send OTP

Or Log In Using

 Login With Google

Browser tabs: login | Edyst, Career-4 PM,doc, V SEM CRT FEE ST... .doc, V SEM CRT FEE ST... .doc, CSE V SEM CRT FE... .doc, CSE ppt 18A_15.0... .pptx, Success rate.pptx

Windows taskbar: 10:00 AM, 11/23/2022

A function `specialPrint` has been defined. It takes as parameter an integer and prints each of the digits in word format.

Example: for input `specialPrint(82)`, it prints: six two

Write a program that uses `specialPrint` to print the values for 37, 93, 14 and 568.

Note: The method has already been defined. Your job is to just call the method with the given values

Your Answer

Python (3.7.0)

Please use spaces to indent your code. Use 4 spaces per indentation level

```
1 def specialPrint(num):
2     if(num == 37):
3         print('three seven')
4     elif(num==93):
5         print('nine three')
6     elif(num == 14):
7         print('one four')
8     elif(num == 568):
9         print('five six eight')
```

Reset Code

How To Schedule A Class in LMS

First Login into Gmail Using Your Trainer Id:

Username: lmsxxxx@srivasaviengg.ac.in

Password: CSE@svec


Then Open Our College LMS Web site:

<http://srivasaviengg.digiversity.com/>

Username: lmsxxxx

Password: **Allocated to You**

Welcome to Sri Vasavi Engineering College Learning Management System !



The Sriwasavi Engineering College LMS is an initiative that shall enable you to access academic content related to the program through this exciting journey. You will receive communication regarding the program on your email. Please check your email account (registered in your profile) regularly for various announcements, notifications and updates. Your faculty will be using emails as a means of communication.

Calendar for May 2021 showing days of the week and dates.

Teams By Lumingo App Video section with a link to view the video.

Timeline section with a list icon.

Add a new course Manage courses

Search courses

Sort (none)

All categories

Sri Vasavi Engineering College Courses / Semester IV

Sri Vasavi Engineering College Courses / Semester IV / CE

Sri Vasavi Engineering College Courses / Semester IV / CSE

Sri Vasavi Engineering College Courses / Semester IV / CST

Sri Vasavi Engineering College Courses / Semester IV / ECE

Sri Vasavi Engineering College Courses / Semester IV / ECT

Demo Course - Sri Vasavi Engineering College

Sri Vasavi Engineering College Courses

This course is offered with an objective to impart certain essential and basic C...

Latest announcements

Add a new topic...
(No announcements have been posted yet.)

Calendar

May 2021

Mon	Tue	Wed	Thu	Fri	Sat	Sun
30	31	1	2	3	4	5
6	7	8	9	10	11	12
13	14	15	16	17	18	19
20	21	22	23	24	25	26
27	28	29	30	31		

Auto Attendance Block

Latest announcements

Add a new topic...
(No announcements have been posted yet.)

Calendar

Mon	Tue	Wed	Thu	Fri	Sat	Sun
3	4	5	6	7	8	9
10	11	12	13	14	15	16
17	18	19	20	21	22	23
24	25	26	27	28	29	30
31						

Auto Attendance Block

Sri Vasavi LMS

Dashboard | Courses

Sri Vasavi Engineering College (▼)

Sort (none) Search courses

My Courses Courses

Software Engineering
CSE

Python Programming Lab
CSE

Welcome to Sri Vasavi Engineering College LMS!

OB - CSE - A & B

Dashboard / Courses / Sri Vasavi Engineering College Courses / Semester V / CSE - A & B / OB - CSE - A & B

128 ENROLLED STUDENTS

0 STUDENTS COMPLETED

0 IN PROGRESS

11

CLICK ON SETTINGS ICON THEN

- Edit settings
- Turn editing on
- Course completion
- Filters
- Gradebook setup
- Reset
- More...

CLICK ON TURN EDITING ON

Announcements

Topic 1

Topic 2

Topic 3

ADD AN ACTIVITY OR RESOURCE

Select an activity or resource to view its help. Double-click on an activity or resource name to quickly add it.

ACTIVITIES

- Assignment
- Attendance Register
- Feedback
- Forum
- Quiz
- Zoom meeting**

RESOURCES

- File
- Label
- URL

THEN CLICK ON ADD → **ADD** → **SELECT ZOOM MEETING**

AFTER CLICK ON ADD AN ACTIVITY OR RESOURCE

- ADD an activity or resource
- ADD an activity or resource
- ADD an activity or resource
- ADD an activity or resource
- ADD an activity or resource
- ADD an activity or resource

First Login into Gmail Using Your Trainer Id:

Username: lmsxxxx@srivasaviengg.ac.in

Password: CSE@svec


Welcome to Sri Vasavi Engineering College

Username:

Password:

Remember username

[Forgot Password?](#)



Add a new course

Manage courses

Search courses

Sort (none)

- Sri Vasavi Engineering College Courses / Semester IV
- Sri Vasavi Engineering College Courses / Semester IV / CE
- Sri Vasavi Engineering College Courses / Semester IV / CSE
- Sri Vasavi Engineering College Courses / Semester IV / CST
- Sri Vasavi Engineering College Courses / Semester IV / ECE
- Sri Vasavi Engineering College Courses / Semester IV / ECT

Demo Course - Sri Vasavi Engineering College

Sri Vasavi Engineering College Courses

This course is offered with an objective to impart certain essential and basic C...

Latest announcements

Add a new topic...

(No announcements have been posted yet.)

Calendar

May 2021

Mon	Tue	Wed	Thu	Fri	Sat	Sun
3	4	5	6	7	8	9
10	11	12	13	14	15	16
17	18	19	20	21	22	23
24	25	26	27	28	29	30
31						

Auto Attendance Block

Welcome to Sri Vasavi Engineering College LMS!

OB - CSE - A & B

Dashboard / Courses / Sri Vasavi Engineering College Courses / Semester V / CSE - A & B / OB - CSE - A & B

128 ENROLLED STUDENTS

0 STUDENTS COMPLETED

0 IN PROGRESS

CLICK ON TURN EDITING ON

11

CLICK ON SETTINGS ICON THEN



- Edit settings
- Turn editing on**
- Course completion
- Filters
- Gradebook setup
- Reset
- More...



Topic 1

Topic 2

Topic 3

sriwasaviengg.digitiversity.com/course/view.php?id=229&sesskey=PiylUFPDvK8.edt=on

Type here to search

1. PCDS Trainer 23 SVBC

AFTER CLICK ON ADD AN ACTIVITY

Select an activity or resource to view its help. Double-click on an activity or resource name to quickly add it.

ACTIVITIES	RESOURCES
<input type="radio"/> Assignment	<input type="radio"/> File
<input type="radio"/> Attendance Register	<input type="radio"/> Label
<input type="radio"/> Feedback	<input type="radio"/> URL
<input type="radio"/> Forum	
<input type="radio"/> Quiz	
<input type="radio"/> Zoom meeting	

SELECT ZOOM MEETING

THEN CLICK ON ADD

ADD

Cancel

→ Add an activity or resource Edit

→ Add an activity or resource Edit

→ Add an activity or resource Edit

→ Add an activity or resource Edit

→ Add an activity or resource Edit

→ Add topics

Select Date and Time

Time: 24 Hrs Format

Select Duration 60 Mins

Recurring Webinar

When: 25 November 2020 14:00

Duration (minutes): 60

Password: [a-z A-Z 0-9 @ - _ *]. Max of 10 characters.

Require meeting password

Host video: On Off

Participants video: On Off

Audio options: Telephony only VoIP only VoIP and Telephony

Mute upon entry

Meeting option: Enable waiting room

Activity completion

Completion tracking Show activity as complete when conditions are met

Require grade Student must receive a grade to complete this activity

Expect completed on Enable

Select Date and Time Minimum 3Hrs Gap from Schedule time

Tags

Tags No selection

Competencies

Announcements

✚ Add an activity or resource

Edit

After creating Schedule The screen appears Like This

✚ Topic 1

✚ 01-07-2020 @ 10AM PSC class for CSE A & B Students by M.Nageswara Rao

01-07-2020 @ 10AM PSC class for CSE A & B Students by M.Nageswara Rao

Topic:-Strings

ILO: Students are able to write programs using String handling functions(Optional)

✚ Add an activity or resource

✚ Topic 2

✚ Add an activity or resource

✚ Topic 3

Edit

Send a notification

▼ Collapse all

▼ Recipients

Students enrolled in this course (128)

Members of selected groups/groupings:

- V SEM CSE-A
- V SEM CSE-B
- V SEM CSE-A
- V SEM CSE-B

Individual participants

- 1846140502 VEENKATA GOWTHAM ARUMALLA
- 1846140504 TARUN TEJA BHIMAVARPU
- 1846140507 YASWANITH SATTISH CHALLA
- 1846140511 KIRAN CHUNNAM

▼ Content

Subject: Notification: 08 - CSE - A & B - 01-07-2020 @ 10AM PSC class for CSE A & B Students by M.Nageswara Rao

01-07-2020 @ 10AM PSC class for CSE A & B Students by M.Nageswara Rao

01-07-2020 @ 10AM PSC class for CSE A & B Students by M.Nageswara Rao

Topic:-Strings

ILO: Students are able to write programs using String handling functions(Optional)

When Click on Start Meeting Button will Redirect To Zoom App

BUTTON ACTIVATE 15MIN BEFORE SCHEDULE TIME.
(Ex:If Your schedule time is 10AM , This Button Activated From 9.45AM Only)

Start Meeting

Sessions

Download (.cal)

Add to calendar

Tuesday, 30 June 2020, 6:10 PM

Start Time

1 hour

Duration (minutes)

No

Password Protected

Choose ONE of the audio conference options

Phone Call

Computer Audio

Select This Option

Join with Computer Audio

Test Speaker and Microphone

Automatically join audio by computer when joining a meeting




Enter Full Screen

Participants (1)

1

trainer 23 (Host, me)



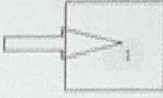
Click On This for Participants Window

Participants List



End

Click on Three Dots



Mute All

Invite

Reactions

Record

Share Screen

Chat

Participants

Security

Start Video

Mute

Type here to search



6:22 PM

6/30/2020

Only Two Options are Enabled and Remaining are Disable

- ✓ Mute Participants upon Entry
- Allow Participants to Unmute Themselves
- ✓ Allow Participants to Rename Themselves
- Play Enter/Exit Chime
- Enable Waiting Room
- Lock Meeting

Student Can Chat With Staff(Host) Only

The image shows a screenshot of a chat settings menu. The menu is titled "Save Chat" and has a sub-header "Participant Can Chat With:". Below this, there are four options: "No One", "Host Only", "Everyone Publicly", and "Everyone Publicly and Privately". The "Host Only" option is selected, indicated by a checkmark. The menu is overlaid on a background that includes a "To:" field with "Every" and a "Type mess" label.


Save Chat

Participant Can Chat With:

- No One
- Host Only
- Everyone Publicly
- Everyone Publicly and Privately

To: Every

Type mess



VERY IMPORTANT
DISABLE PARTICIPANTS ANNOTATION

AFTER SHARING COMPUTER SCREEN
ON MOUSE MOVER ON TOP OF THE SCREEN THE
OPTIONS APPEARS LIKE THIS

- Chat Alt+H
- Record on this Computer Alt+R
- Record to the Cloud Meeting Info Alt+C
- Disable participants annotation
- Show Names of Annotators
- Hide Floating Meeting Controls Ctrl+Alt+Shift+H
- Share computer sound
- Optimize Share for Full-screen Video Clip
- End Alt+Q



Talking: trainer 23

Meeting Topic: 01-07-2020 @ 10AM PSC class for CSE A & B Students by M.P

Host: trainer 23

Invite Link: <https://zoom.us/j/9159804468>


Copy Link

Participant ID: 389763




Join Audio

Computer Audio Connected



Share Screen



Invite Others

Click "End Meeting for All" To End The Meeting

End Meeting for All

Leave Meeting

Give feedback

Cancel

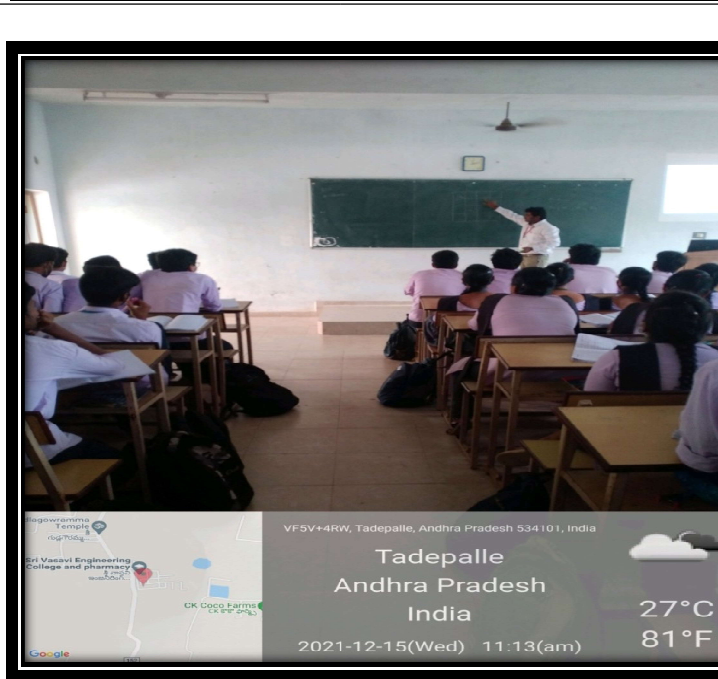
Type here to search



6:59 PM 6/30/2020

ICT-Based Learning:

ICT-based learning, also known as Information and Communication Technology-based learning, refers to the use of technology and digital tools to enhance the teaching and learning process. It involves utilizing devices such as computers, projectors, interactive whiteboards, and educational software to deliver instructional content, engage students in interactive activities, and promote collaborative learning. Every classroom, laboratory, and seminar hall is furnished with ceiling projectors to facilitate ICT-Based Education.





VF5V+4RW, Tadepalle, Andhra Pradesh 534101, India

Tadepalle
Andhra Pradesh
India

27°C
81°F

2021-12-15(Wed) 11:23(am)

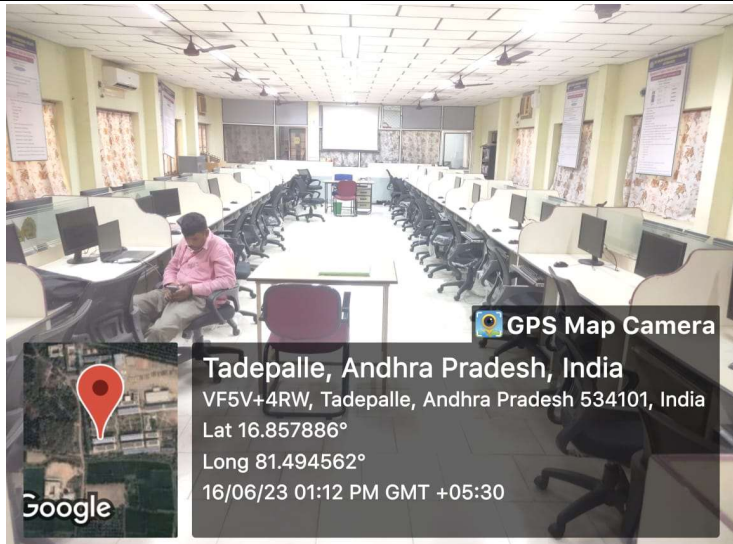


VF5V+4RW, Tadepalle, Andhra Pradesh 534101, India

Tadepalle
Andhra Pradesh
India

27°C
81°F

2021-12-15(Wed) 11:26(am)



GPS Map Camera

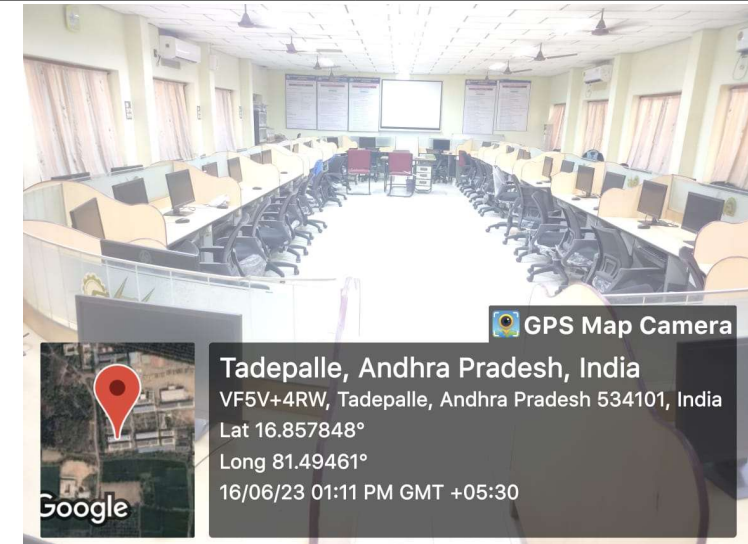
Tadepalle, Andhra Pradesh, India

VF5V+4RW, Tadepalle, Andhra Pradesh 534101, India

Lat 16.857886°

Long 81.494562°

16/06/23 01:12 PM GMT +05:30



GPS Map Camera

Tadepalle, Andhra Pradesh, India

VF5V+4RW, Tadepalle, Andhra Pradesh 534101, India

Lat 16.857848°

Long 81.49461°

16/06/23 01:11 PM GMT +05:30

